



## **Product Licensing CID (Composite HostID)**

### **Product lines impacted**

Product	Release
Teamcenter Visualization	TC Vis 2007
NX Nastran	V5/6
I-Deas	V13
NX	NX5/6

### **[How to obtain CID for the server](#)**

**There are two ways to obtain your CID**

- 1 - The Composite Host ID will be shown during installation process**
- 2 - Program "ugs\_composite.exe" on installation DVD in Folder**

**If you already have your CID please follow steps 1 and 2 and afterwards continue with step "[Register the CID through the GTAC web site](#)". If not, please follow steps 1 -13**

## 1 - Go to the GTAC Website: <http://support.ugs.com/global/de/>

### GTAC On-line Dienste



Call-Eingabe



Call Status-  
Abfrage



GTAC Services



Download  
& Upload



Zertifizierungen



Newsgroups (Foren)



Lizenzen und  
Passwörter



Dokumentation

## 2 - Using Webkey account, access the GTAC web site.

UGS  
Transforming the  
Process of Innovation

Site Map | Contact Us | Search  Go

Select a Country:


About Us | Products | Industry Solutions | Partners | Training & Support


INSIDE UGS

About Us

Sign In

Employees use your PLM Domain Account or your WebKey account.  
Partners use your WebKey account.

WebKey:  

Password:  

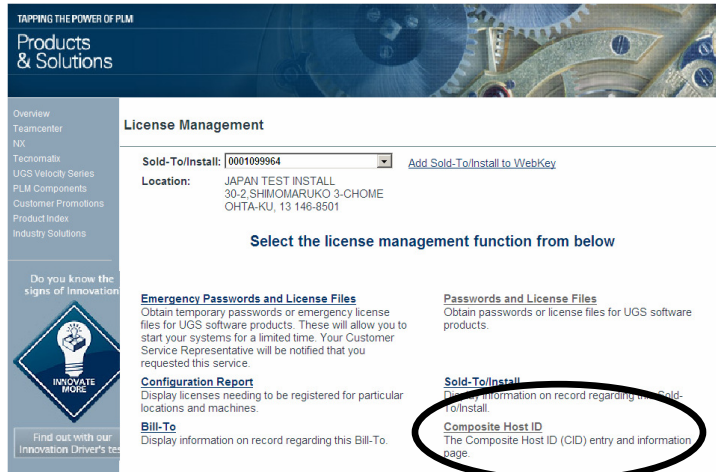
[Forgot your password?](#)

New Users  
If you don't have a WebKey, you may [register](#) for one.

Problems  
Please note that your WebKey ID and password are case sensitive!  
If you are having problems, please [contact us](#).

About Us | Products & Solutions | Partners | Industries | Training & Support | Site Map | Contact Us | Global Sites | Legal & Privacy | Report Privacy  
Copyright © 2008 UGS Corp. All rights reserved.

## 3 - Click on "Composite Host ID"



TAPPING THE POWER OF PLM

Products & Solutions

Overview  
Teamcenter  
NX  
Tecnomatix  
UGS Velocity Series  
PLM Components  
Customer Promotions  
Product Index  
Industry Solutions

Do you know the signs of Innovation?

Find out with our Innovation Driver's test

**License Management**

Sold-To/Install: 0001099964 [Add Sold-To/Install to WebKey](#)

Location: JAPAN TEST INSTALL  
30-2 SHIMOMARUKO 3-CHOME  
OHTA-KU, 13 146-8501

Select the license management function from below

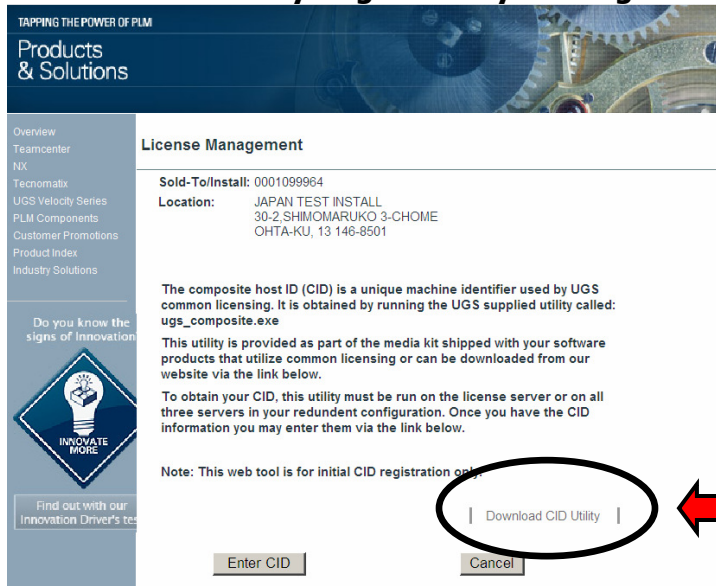
**Emergency Passwords and License Files**  
Obtain temporary passwords or emergency license files for UGS software products. These will allow you to start your systems for a limited time. Your Customer Service Representative will be notified that you requested this service.

**Configuration Report**  
Display licenses needing to be registered for particular locations and machines.

**Bill-To**  
Display information on record regarding this Bill-To.

**Composite Host ID**  
The Composite Host ID (CID) entry and information page.

## 4 - Download the utility to get CID by clicking | Download CID Utility |.



TAPPING THE POWER OF PLM

Products & Solutions

Overview  
Teamcenter  
NX  
Tecnomatix  
UGS Velocity Series  
PLM Components  
Customer Promotions  
Product Index  
Industry Solutions

Do you know the signs of Innovation?

Find out with our Innovation Driver's test

**License Management**

Sold-To/Install: 0001099964

Location: JAPAN TEST INSTALL  
30-2 SHIMOMARUKO 3-CHOME  
OHTA-KU, 13 146-8501

The composite host ID (CID) is a unique machine identifier used by UGS common licensing. It is obtained by running the UGS supplied utility called: **ugs\_composite.exe**

This utility is provided as part of the media kit shipped with your software products that utilize common licensing or can be downloaded from our website via the link below.

To obtain your CID, this utility must be run on the license server or on all three servers in your redundant configuration. Once you have the CID information you may enter them via the link below.

Note: This web tool is for initial CID registration only.

[Download CID Utility](#)

Enter CID Cancel

## 5 - Choose the platform from the selection

Filename	Size	Date
<a href="#">./</a>	Directory	2006-10-20 17:43:29
<a href="#">Apple/</a>	Directory	2006-10-20 17:43:53
<a href="#">HP/</a>	Directory	2006-10-23 13:39:56
<a href="#">IBM/</a>	Directory	2006-10-20 17:43:52
<a href="#">Red_Hat/</a>	Directory	2006-10-23 13:40:06
<a href="#">SGI/</a>	Directory	2006-10-20 17:43:51
<a href="#">SUN/</a>	Directory	2006-10-20 17:43:52
<a href="#">SUSE/</a>	Directory	2006-10-20 17:43:39
<a href="#">Windows/</a>	Directory	2006-10-20 17:43:53

[Top](#)

[Package Manager](#)

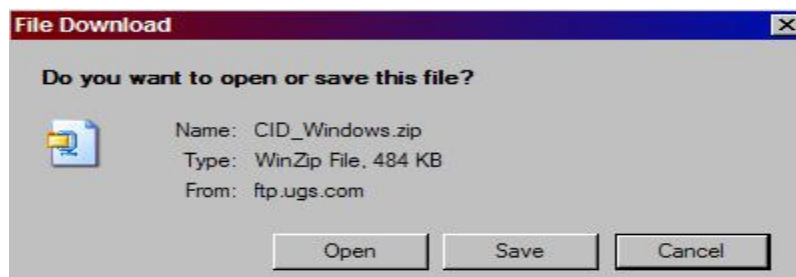
## 6 - Double click again to start downloading the utility.

Filename	Size	Date
<a href="#">./</a>	Directory	2006-10-23 13:19:45
<input checked="" type="checkbox"/> <a href="#">CID_Windows.zip</a> <a href="#">[View Contents]</a>	484.62 K	2006-10-20 17:43:53

[Top](#)

to Package #

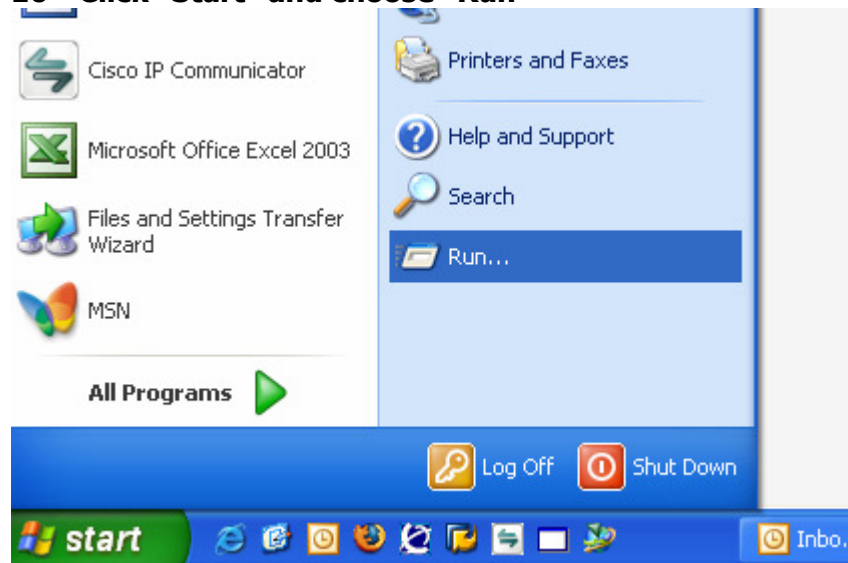
## 7- Choose Save



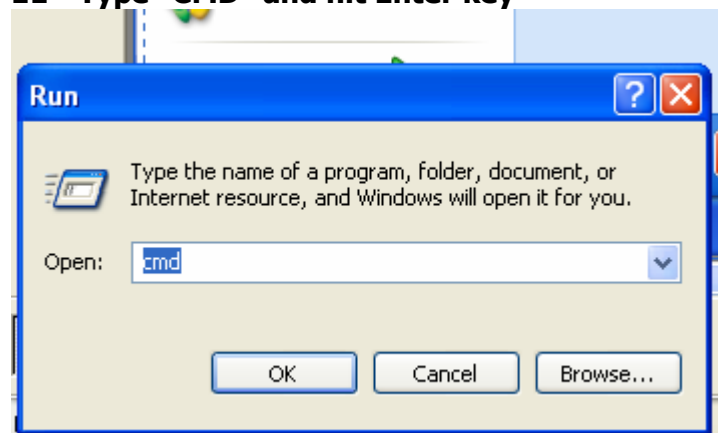
## 8 - Extract the Zip File to local folder

## 9 - Open the folder via Windows explorer

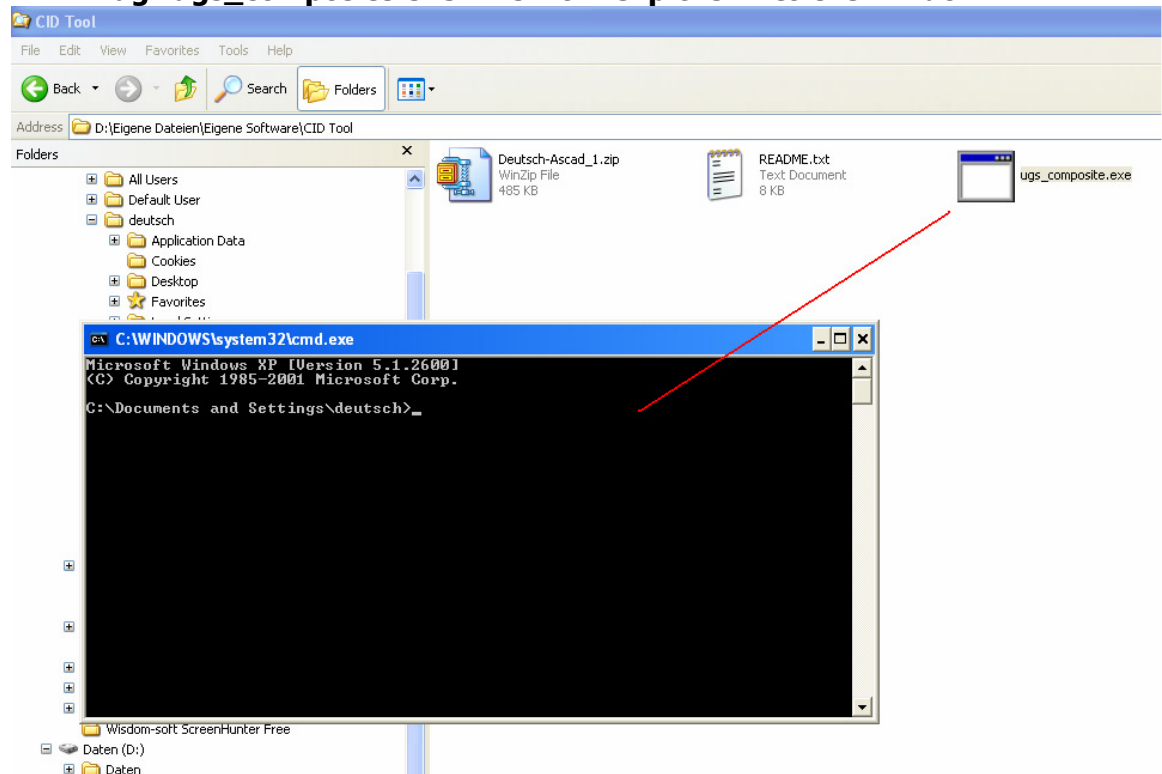
## 10 - Click "Start" and choose "Run"



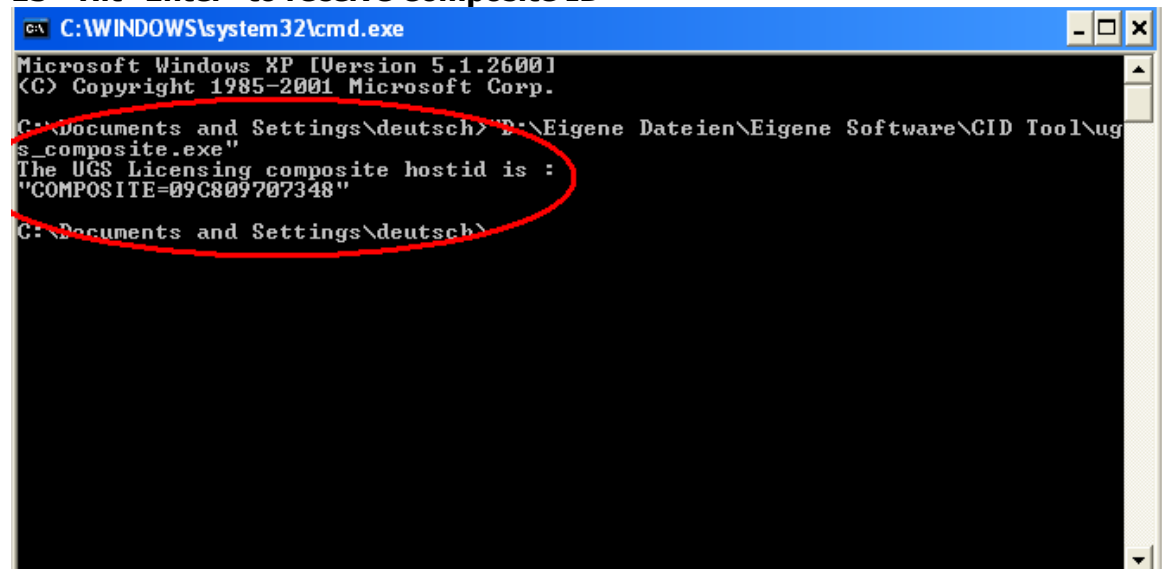
## 11 - Type "CMD" and hit Enter key



## 12 - Drag "ugs\_composite.exe" file from explorer into the window



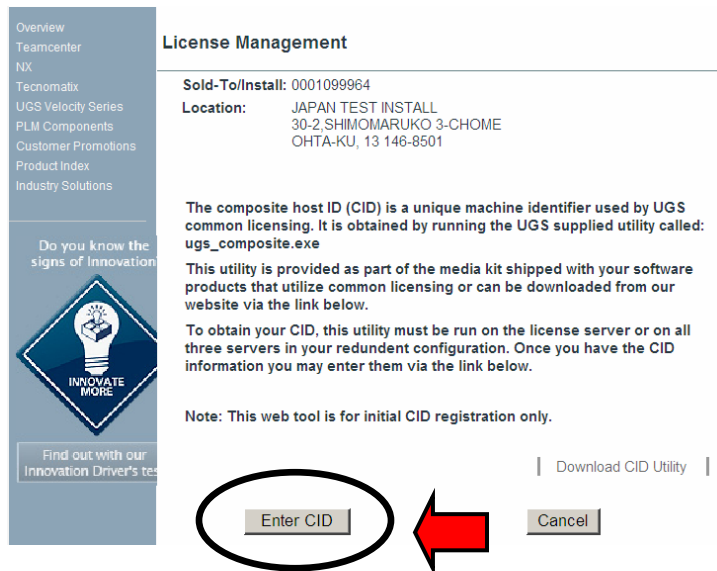
## 13 - Hit "Enter" to receive Composite ID



The system has now built the CID from various system parameters

[Register the CID through the GTAC web site](#)

Register the CID from the below screen by clicking .



Overview  
Teamcenter  
NX  
Tecnomatix  
UGS Velocity Series  
PLM Components  
Customer Promotions  
Product Index  
Industry Solutions

Do you know the signs of Innovation?

Find out with our Innovation Driver's test.

### License Management


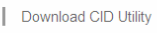

Sold-To/Install: 0001099964  
Location: JAPAN TEST INSTALL  
30-2,SHIMOMARUKO 3-CHOME  
OHTA-KU, 13 146-8501

The composite host ID (CID) is a unique machine identifier used by UGS common licensing. It is obtained by running the UGS supplied utility called: ugs\_composite.exe

This utility is provided as part of the media kit shipped with your software products that utilize common licensing or can be downloaded from our website via the link below.

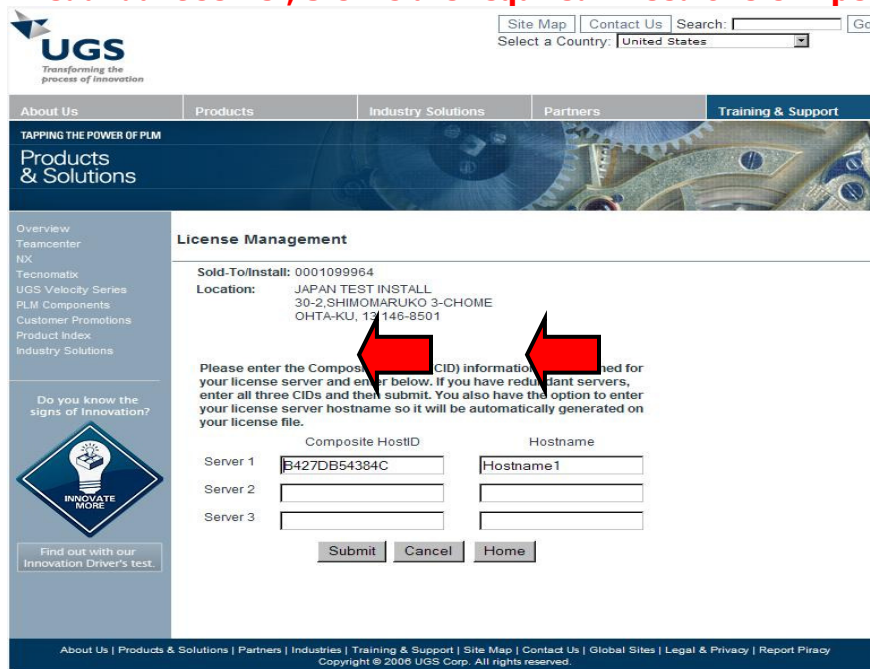
To obtain your CID, this utility must be run on the license server or on all three servers in your redundant configuration. Once you have the CID information you may enter them via the link below.

Note: This web tool is for initial CID registration only.

**Key in the CID & Hostname.**

**If redundant server, 3 CIDs are required. Need one CID per server.**



UGS  
Transforming the process of innovation

Site Map | Contact Us | Search:  Go  
Select a Country:




About Us | Products | Industry Solutions | Partners | Training & Support

### License Management

Sold-To/Install: 0001099964  
Location: JAPAN TEST INSTALL  
30-2,SHIMOMARUKO 3-CHOME  
OHTA-KU, 13 146-8501

Please enter the Composite HostID (CID) information for your license server and enter below. If you have redundant servers, enter all three CIDs and then submit. You also have the option to enter your license server hostname so it will be automatically generated on your license file.

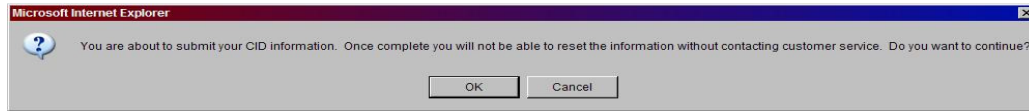
	Composite HostID	Hostname
Server 1	<input type="text" value="B427DB54384C"/>	<input type="text" value="Hostname1"/>
Server 2	<input type="text"/>	<input type="text"/>
Server 3	<input type="text"/>	<input type="text"/>

About Us | Products & Solutions | Partners | Industries | Training & Support | Site Map | Contact Us | Global Sites | Legal & Privacy | Report Piracy  
Copyright © 2008 UGS Corp. All rights reserved.

Press  to complete the CID registration.

Once the information is submitted, the following window will appear:



Once you received the CID send an e-mail to [desoa.plm@siemens.com](mailto:desoa.plm@siemens.com) containing following the information:

**Please send me NX 5/6 license file for:**

**Sold To No.:**

**CID:**

**Afterwards the NX 5/6 license file will be created and sent to you.**

**Kind regards**

**Customer Service Team Germany**